



Selecta P

Double-head cutting-off machine



GEMMA

SELECTA

Double-head cutting-off machine with tilting and rotating ascending blades for compound cuts; fixed left unit and movable right unit with automatic movement

STANDARD CHARACTERISTICS

Structure

- electro-welded steel basement
- feeding roller conveyor combined with moving head
- central retractable pneumatic support
- 4 vertical pneumatic clamps

Cutting unit


- pneumatic tilting and manual pivoting controlled by software
- micro-drop cutting lubrication with pure oil
- 2 wide blades \varnothing 600 mm

Axes (x-y-z)

- axis movements are controlled by brushless motors through precision ball screws
- mobile head movement on linear guides

Control panel

- electronic control unit on PC-Windows (17" color touch-screen) for interface and electronic axis management
- HICAM 2 software to upload and run machining programs; list machining and visualization of workpiece lead time
- ethernet, wifi and teleassistance
- RJ 45 – USB network ports
- meets Industry 4.0's requirements



Safety

- integral cutting area protections with automatic opening and closing
- complies with CE safety regulations as standard

Electrical cabinet

- IP 55 protection

Cutting capacity

90°
45°



200x200 mm
170x170 mm



400x150 / 450x90 mm
310x100 / 275x150 mm

General specifications



600 mm




3 kW (x2)



3.400 kg



6.950x1.850x2.150 mm



Double-head cutting-off machine with tilting and rotating ascending blades for compound cuts; fixed left unit and movable right unit with automatic movement

TECHNICAL INFO

Positioning axes		Cutting unit	
X axis		Blade diameter	600 mm
Stroke	5.000 / 6.000 mm	Shaft diameter	30 mm
Speed	25 m/min	Blade revolutions	2.800 rpm
Y and Z axes		Max. cutting speed	6 m/min
Tilting angle	90° - 135°	Blade output management	electronic
A and B axes		Motor power	3 kW
Pivoting angle	40° - 157,5°		

Power supply		Cutting specifications	
Electric power	400 V / 50 Hz	Minimum cutting length between 2 blades	450 mm
Air compressed supply	7 Bar	Maximum cutting length between 2 blades	5.000/6.000 mm
Air consumption per cycle	150 NI		



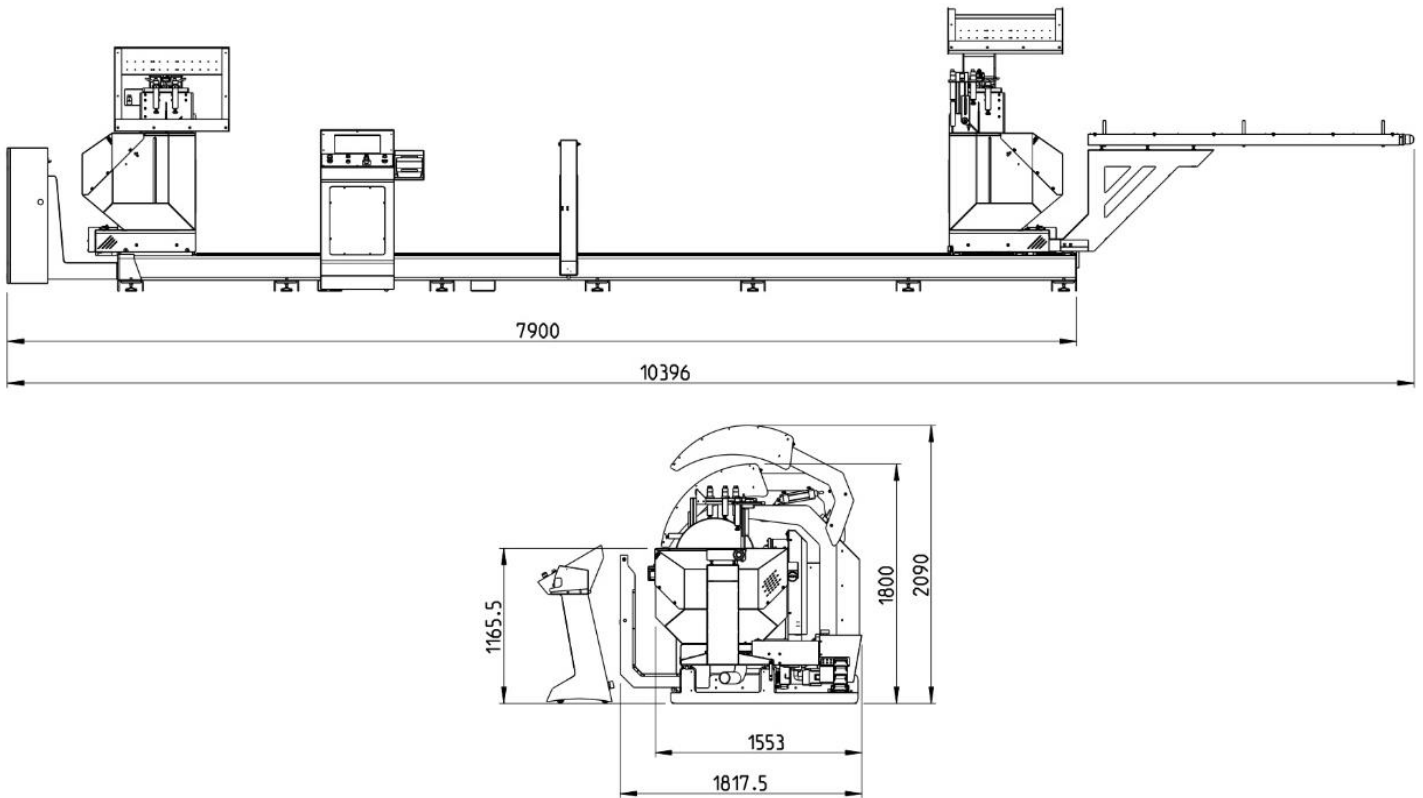
Optionals

- 1 m length extension (6 m total)
- Blade Ø 600 mm (each)
- Horizontal clamps (2 pcs.)
- Motorized belt scraps conveyor
- 2,5 m fixed head roller conveyor with vertical stops
- Label printer
- Protection with photocells
- USA-CANADA setup (UL-CSA standards)
- Autotransformer for special voltage
- Ocean freight packaging

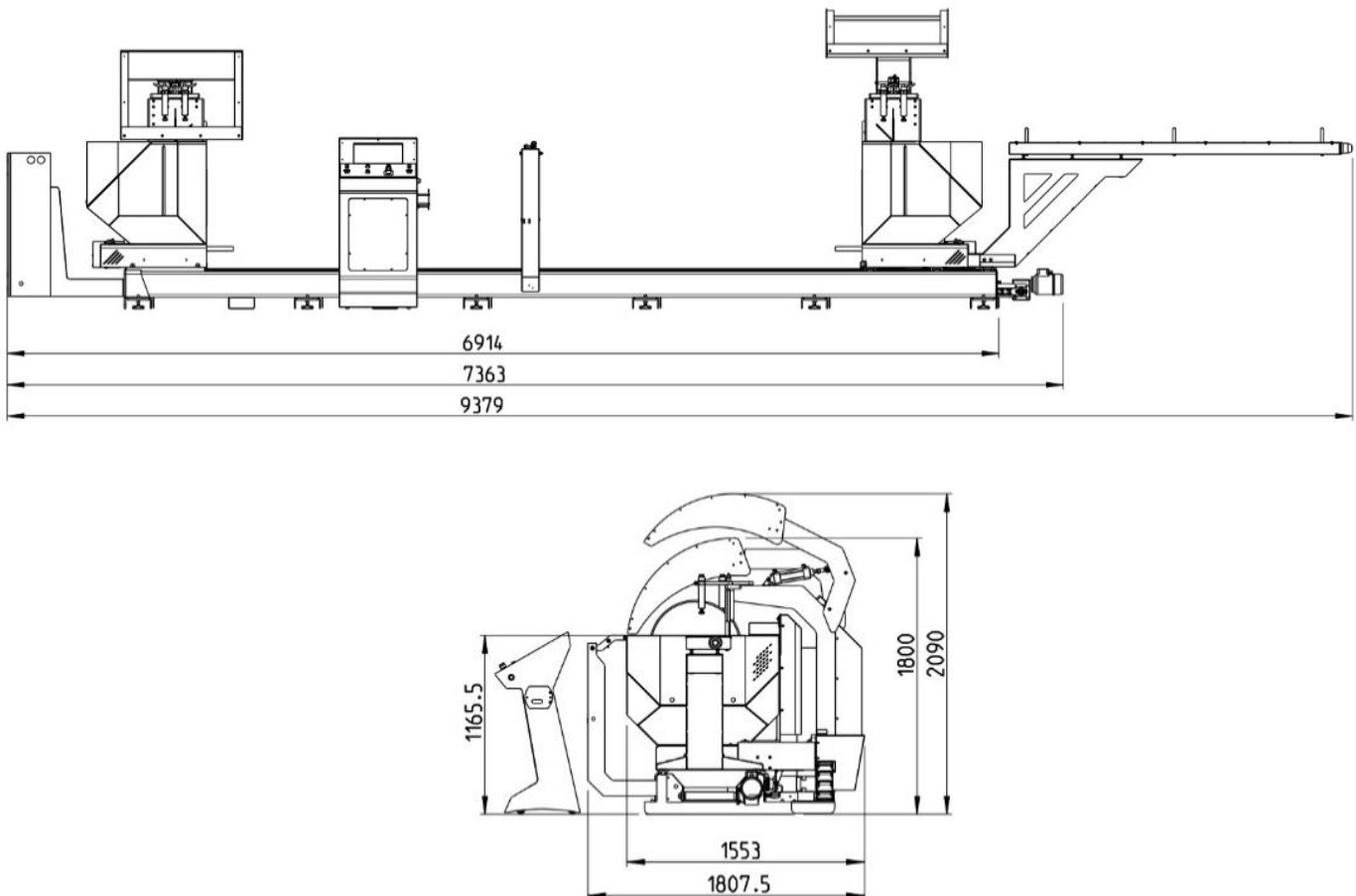


Machine layout

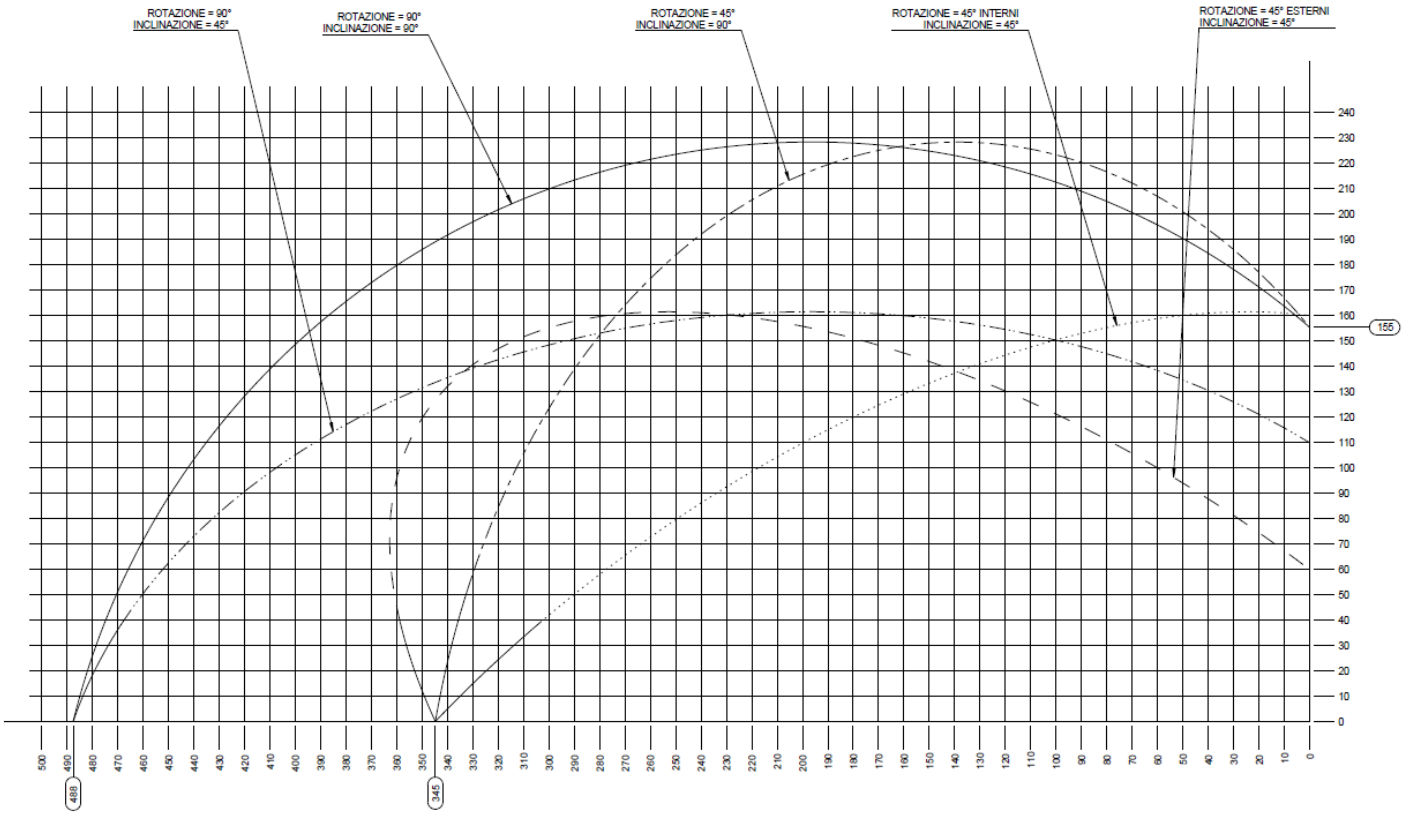
Selecta P 6 m



Selecta P 5 m



CUTTING DIAGRAM SELECTA - KAPPA 600





Gemma Group srl
Via Dante Alighieri, 6
47853 Coriano – Rimini – Italy
Tel. +39 0541 905811
www.gemma-group.com
email: info@gemma-group.com